
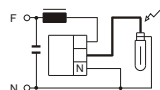
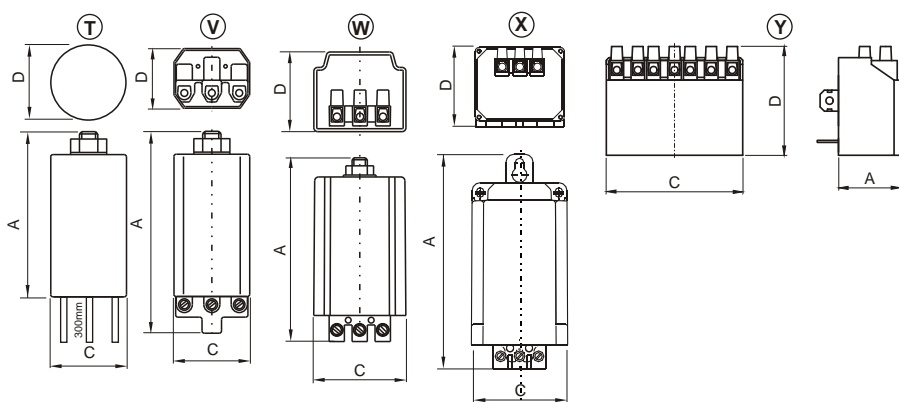


**IGNITORS FOR
DISCHARGE LAMPS**

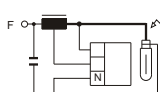
EN 61347 EN 60927

TYPE	ELECTRICAL CHARACTERISTICS								Diagrams		PHYSICAL CHARACTERISTICS				
	Mains voltage (V)	Max. current (A)	Pulse width (ms)	pk voltage (kV)	Phasing (°E)	Load Capacitance (pF)	Maximum temperature (°C)	DIMENSIONS			Shape	Weight (grs.)	Packing Units		
								A (mm)						C (mm)	D (mm)
IG-08	198-264	-	≥ 6	1,8-5	Aleatoria	2000	90	21	*	88	33	26	V	90	36
IG-08C	198-264	-	≥ 6	1,8-5	Aleatoria	2000	90	21	*	75	-	30	T	48	25
IG-012	198-264	-	≥ 2	1,8-4,5	60-90	1000	90	21	*	87	41,5	35,5	W	50	30
IG-012C	198-264	-	≥ 2	1,8-4,5	60-90	1000	90	26	*	75	-	30	T	48	25
New IG-012 DiC	198-264	-	≥ 2	1,8-5	60-90	2000	90	21	*	93	41,5	35,5	W	55	30
IG-012 DC	198-264	-	≥ 2	1,8-5	60-90	2000	90	26	*	75	-	30	T	48	25
IG-020	198-264	-	≥ 800	0,7-1	70-110	1000	90	25	*	88	33	26	V	90	36
IG-020C	198-264	-	≥ 800	0,7-1	70-110	1000	90	25	*	75	-	30	T	48	25
IG-030	198-264	1	-	1-1,5	40-90 220-270	200	90	20	-	98	45	38	W	250	16
IG-045	198-264	2	≥ 0,6	1,8-2,3	60-90 240-270	200	90	20	*	87	41,5	35,5	W	180	30
IG-050	198-264	2	≥ 0,5	3,5-5	70-90 250-270	150	105	20	*	83	36	33	W	145	36
IG050/CK1-BF	198-264	2	≥ 0,5	3,5-5	70-90 250-270	150	105	23	*	29	65	46,5	Y	160	20
IG-050TS	198-264	2	≥ 0,5	3,5-5	70-90 250-270	150	90	20	*	87	41,5	35,5	W	325	16
IG-050TH	198-264	2	≥ 0,5	3,5-5	70-90 250-270	150	90	20	*	87	41,5	35,5	W	325	16
IG051/CK2-BF	198-264	4,6	≥ 0,75	3,5-5	70-90 250-270	150	105	23	*	34	86	46,5	Y	226	20
IG-051/2	198-264	4,6	≥ 0,6	3,5-5	60-90 240-270	150	105	20	*	87	41,5	35,5	W	195	30
IG-051TS	198-264	4,6	≥ 0,6	3,5-5	70-90 250-270	150	105	20	*	87	41,5	35,5	W	290	16
IG-051TH	198-264	4,6	≥ 0,6	3,5-5	70-90 250-270	150	105	20	*	87	41,5	35,5	W	290	16
IG-052	198-264	12	≥ 0,9	4-5	60-90 240-270	100	105	20	*	96	48	41,5	W	320	16
IG-053	340-440	12	≥ 0,8	3,5-5	60-90 240-270	200	105	20	*	96	48	41,5	W	320	16
IG-054	198-264	18	≥ 0,6	3,5-5	70-90 250-270	250	90	20	-	156	71	63	X	1000	14
IG-055	198-264	12	≥ 0,9	4-5	60-90 240-270	200	105	20	*	96	48	41,5	W	320	16

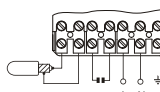


20

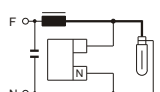
ALWAYS CHECK DIAGRAM ON BALLAST



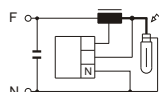
21



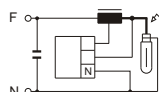
22



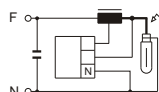
23



24



25



26

